



COBRA RIBS



NAUTIQUE
THE ULTIMATE **FAMILY**
ADVENTURE RIB



ABOUT **COBRA**

Cobra RIBs was founded in 1988 and has remained an independent family business ever since. The company's extraordinary approach to craftsmanship, quality and attention to detail is equalled only by the passion and dedication of the people who design and build these exceptional boats. As a result, Cobra Ribs has established a global reputation of excellence and a strong customer following.

The unique relationship between those who create Cobra RIBs and those who experience the adventure of driving them has helped to create a compelling British brand that invites power boat enthusiasts from across the globe to 'Join the Adventure'. Each Cobra Rib is individually crafted with bespoke design to suit your individual needs. Starting at an entry level 6.2m, right through to 9.7m in overall length, there is a boat in the Nautique range to suit everyone.

GENERATION ONE

1988 - 2001

Cobra RIBs founded its reputation for build quality and sea keeping, putting them at the forefront of the RIB market. Cobra was unique in building not only commercially based RIBs but was one of the first companies to see the leisure market potential.



GENERATION TWO

2000 - 2006

In 2000 Cobra launched an update to the original Nautique range, focussing on Family Adventure Ribs and keeping Cobra at the forefront of the leisure RIB market. Our customers were first asked to 'Join the Adventure'.



GENERATION THREE & FOUR

2007 - 2016

Cobra introduced the popular and compact 6.6m as the smallest boat to the Nautique range. This generation also saw a new 'deeper V' hull design on the 7.6m Nautique and upwards, providing boats with increased performance and further edge in rough seas.



GENERATION FIVE

2016 - PRESENT

Cobra launches generation five of the Nautique range at the Southampton Boat Show 2016. Designed completely from the ground up, this range set a new standard in the Rib market, proving that once again Cobra Ribs are the flag bearers for the Ultimate Adventure Rib.



OUR HERITAGE

The evolution of Cobra RIBs has spanned more than 35 years and we remain the sole designer and manufacturer of the now highly respected Cobra RIBs brand. We are proud of our heritage - from humble beginnings in 1988, to the producer of the now world-renowned, Deep V Hulled, Nautique powerboat range.

Since our beginning, we have launched 5 generations of the Nautique model, which today remains at the forefront of the RIB market and has become synonymous globally with the phrase the 'Ultimate Family Adventure RIB'. All Cobras are custom built in the UK using only the finest materials.

BUILDING HAND-CRAFTED **BRITISH** RIBS FOR OVER **35 YEARS** AND COUNTING...

Steve Arkell
Chairman



THE BUILD

Our handcrafted build process is something we pride ourselves on. We have a strong belief that our boats are of much higher quality being hand-finished. We have stayed dedicated to creating handcrafted boats for over 30 years.

This is translated into our design process; we create full detailed design drawings to show how the boat will look and feel, before transferring this into CAD drawings, to be refined and tested for functionality. All our boats are moulded from a high precision 5-axis CNC machine, which works to a tolerance of +/- 0.005, meaning all our boats are built to the exact design specification.

Our suspension helm seating has been specifically designed so that all mechanisms are integrated to hide any unsightly mechanics, as well as protect them from the sea air. We are delighted with the resulting design and are certain you will be too as it is now offered as a standard across the entire Nautique range.

All our boats go through demanding quality control checks before leaving our South Coast (UK) factory. We are very passionate about giving our customers the best possible finish and we pride ourselves on our level of quality.



HULL CONSTRUCTION

Our hulls are manufactured using the latest materials with the joint aims of improving stiffness, improving longevity, and minimising environmental impact.

The Cobra design maximises stiffness by using a monocoque structure. This structure style provides the solid, comfortable, and reliable feel when operating the boat in rough water.

The fibreglass construction is the culmination of over 30 years of manufacturing experience in the UK.

TUBE CONSTRUCTION

All our tubes are assembled from the finest materials available. We specifically designed our tubes to be able to handle all weather, temperature, and sea conditions, which meant when picking the tube material, it needed to be able to perform consistently, whatever the circumstance.

Our tube design offers functionality and practicality without compromising on style. Cobra's tubes are cut and applied by hand, to offer you the best fit, performance, and durability on the market.



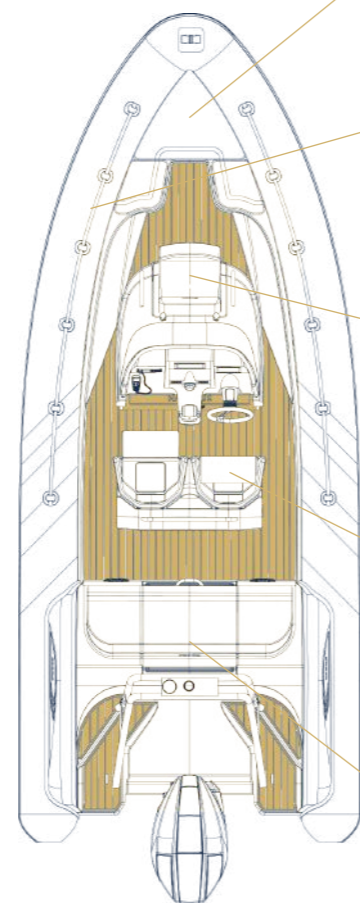
6.2



6.2 NAUTIQUE

The Cobra 6.2m is in a class of its own when it comes to performance, handling, accommodation, and storage. Easy to tow and simple to launch with most family cars, she will be in the water ready for play in minutes. With a generous 220 litre stainless steel fuel tank, this boat gives hours of pleasure for both water sports and day trips.

Layout **One**



The walk-in bow allows for extra seating on board when needed..

Our tube design offers functionality and practicality without compromising on style. Cobra's tubes are hand built to offer you the best performance and durability on the market.

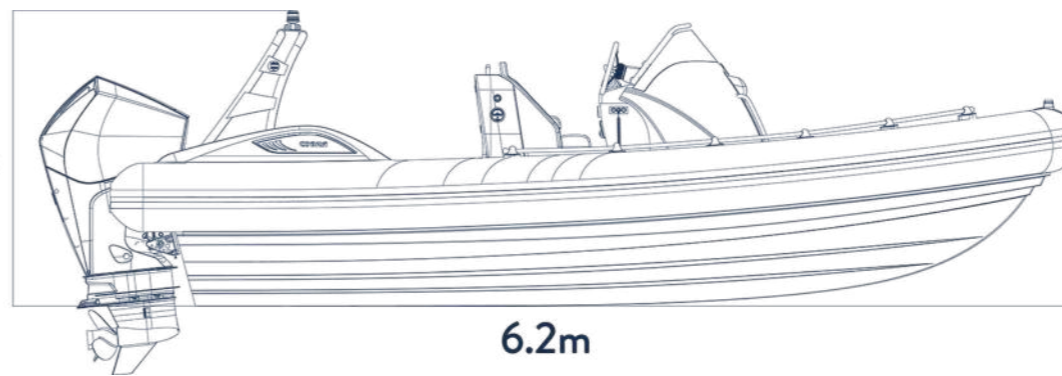
In front of the console, the aptly named 'flying seat', is arguably the best seat on the boat, providing you with the ultimate thrill, just as if you are really flying!

Supplied with our unique design of suspension seats, making the 6.2m a top choice for comfort beyond imagination, soft ride, and performance handling in any state of water.

The spacious and luxurious aft, bench seating is perfect for people carrying; easily transforming into a great sociable space when moored or at anchor. All the seating has cavernous storage



1.89m



6.2m

COBRA SPECIFICATION

- 220 Litre Stainless Steel Fuel Tank
- Suspension Helm Seating
- 'Flying Seat'
- Bilge Pump
- Boarding Ladder
- Stainless Steel A frame
- Spacious Aft Bench Seating
- Twin Battery System

MODEL SPECIFICATION

- LOA 6.2m
- Max power (Hp) 150
- Max persons 6
- CE category C



7.0

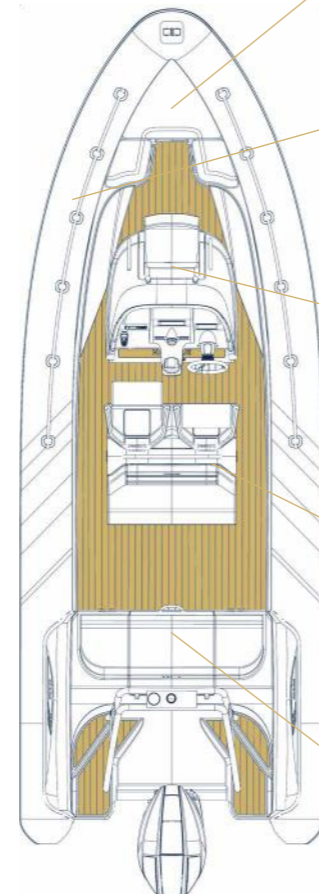


7.0 NAUTIQUE

The Cobra Nautique 7.0m offers the best seating configuration in its class.

An incredibly sociable layout, mixed with plenty of storage, results in the 7.0m combining everything you need for a family wanting to get out on the water.

Layout **One**



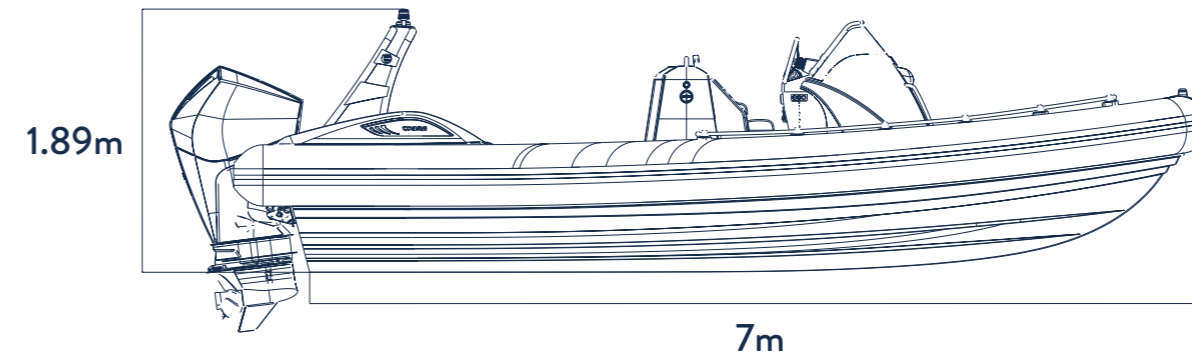
The walk-in bow allows for extra seating on board when needed.

Our tube design offers functionality and practicality without compromising on style. Cobra's tubes are hand built to offer you the best performance and durability on the market.

The forward facing 'flying seat' is often sought out as the most thrilling seat on the boat.

Supplied with our unique design of suspension seats, making the 7.0m a top choice for comfort beyond imagination, soft ride, and performance handling in any state of water.

The spacious and luxurious aft, bench seating is perfect for people carrying; easily transforming into a great sociable space with the addition of our optional oval dining table, working particularly well with the rotating helm seating. The aft seating benefits from cavernous storage underneath.



COBRA SPECIFICATION

- 230 Litre Stainless Steel Fuel Tank
- Suspension Helm Seating
- Dual Aspect Rear Facing Seat
- Spacious Aft Bench Seating
- 'Flying Seat'
- Bilge Pump
- Boarding Ladder
- Stainless Steel A frame
- Twin Battery System

MODEL SPECIFICATION

- LOA 7.0m
- Max power (Hp) 225
- Max persons 8
- CE category B



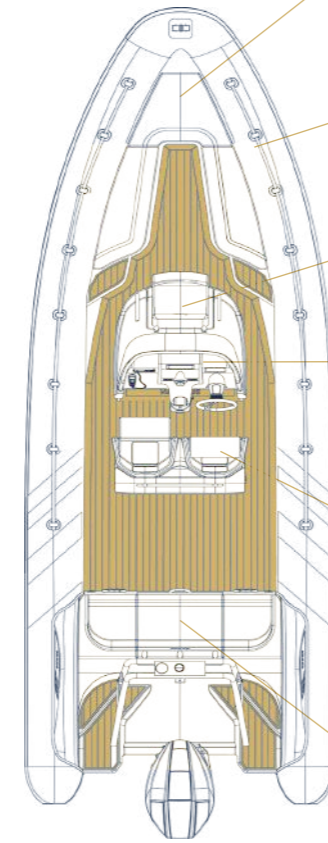
7.7



7.7 NAUTIQUE

The Cobra Nautique 7.7m is the first size in the Nautique range to offer the Generation V hull design and a full length, bow sunbed, which also converts to a wrap round seating area with central table. The 7.7m is truly engineered for adventure!

Layout **One**



The walk-in bow allows for extra seating on board when needed. Converts to full length sunbed

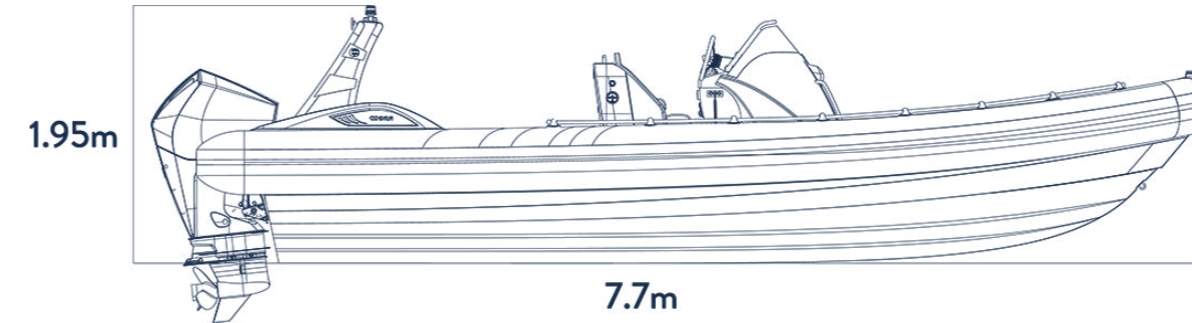
Hand built tubes

The forward facing 'flying seat' is often sought out as the most thrilling seat on the boat.

Ergonomic dashboard with Garmin GPS

Supplied with our unique design of suspension seats, with comfort beyond imagination, soft ride, and performance handling in any state of water.

The spacious and luxurious aft, bench seating is perfect for people carrying; easily transforming into a great sociable space with the addition of our optional oval dining table.



COBRA SPECIFICATION

- Walk in Bow with Additional Storage
- Bow Seating that converts to Full Length Sunbed
- 'Flying Seat'
- Hand Built Tubes
- Ergonomic Dashboard with Garmin GPS
- Suspension Seating
- Spacious Aft Bench Seating
- 300 Litre Stainless Steel Fuel Tank
- Bilge Pump
- Boarding Ladder
- Stainless Steel A frame

MODEL SPECIFICATION

- LOA 7.7m
- Max power (Hp) 300
- Max persons 11
- CE category B



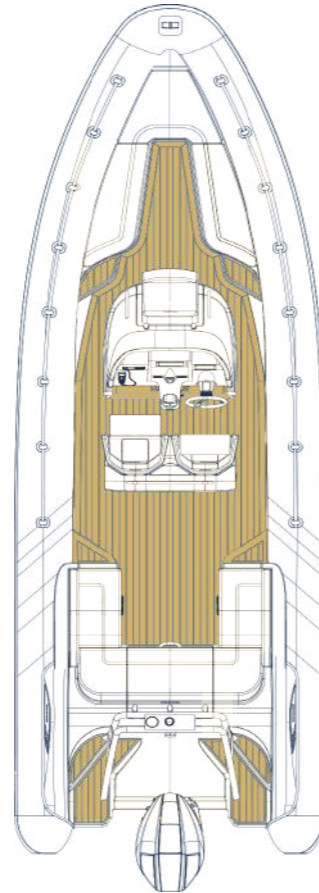
8.2



8.2 NAUTIQUE

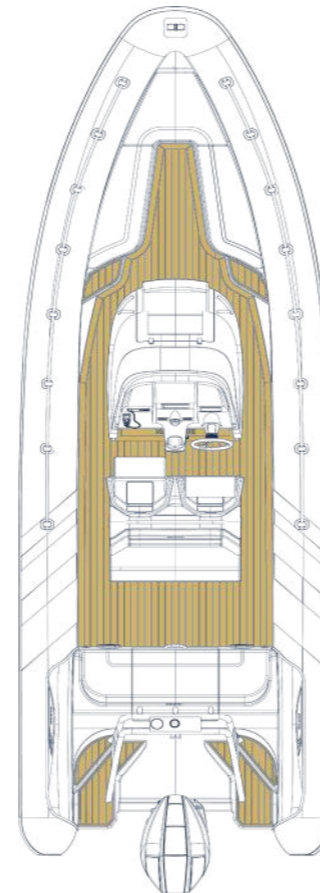
The Cobra Nautique 8.2m has one of the driest rides in its class. The additional deck space allows for a variety of seating configurations, as well as being able to offer a full electric heads option. The 8.2m gives you the creativity to choose a layout and set up that is just right for you and family. Join the adventure.

Layout **One**

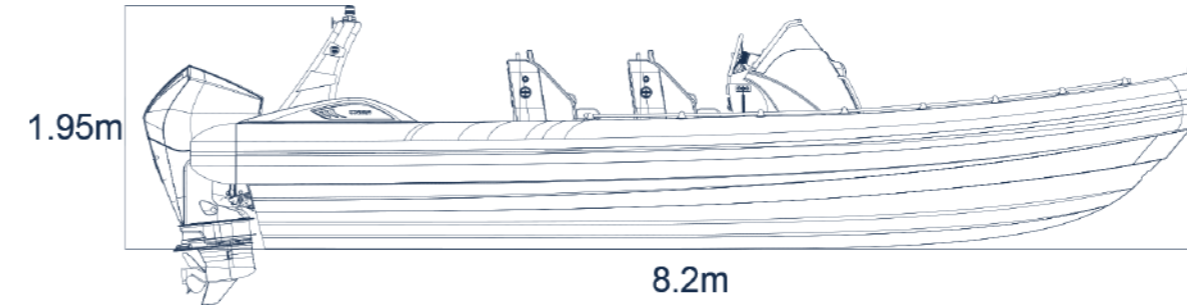


- Walk in bow with additional seating
- Bow seating that converts to full length sunbed
- 'Flying Seat'
- Hand built tubes
- Ergonomic dashboard with Garmin GPS
- Suspension helm seating
- Wrap around U-shaped aft seating

Layout **Two**



- Walk in bow with additional seating
- Bow seating that converts to full length sunbed
- 'Flying Seat' console with toilet
- Hand built tubes
- Ergonomic dashboard with Garmin GPS
- Suspension helm seating
- Dual aspect helm seat
- Spacious aft bench seating



COBRA SPECIFICATION


- 380 Litre Stainless Steel Fuel Tank
- Suspension Helm Seating
- Bilge Pump
- Boarding Ladder
- Stainless Steel A frame
- Full Length Sun Pad Area
- Heads Option

MODEL SPECIFICATION

- LOA 8.2m
- Max power (Hp) 400
- Max persons 12
- CE category B

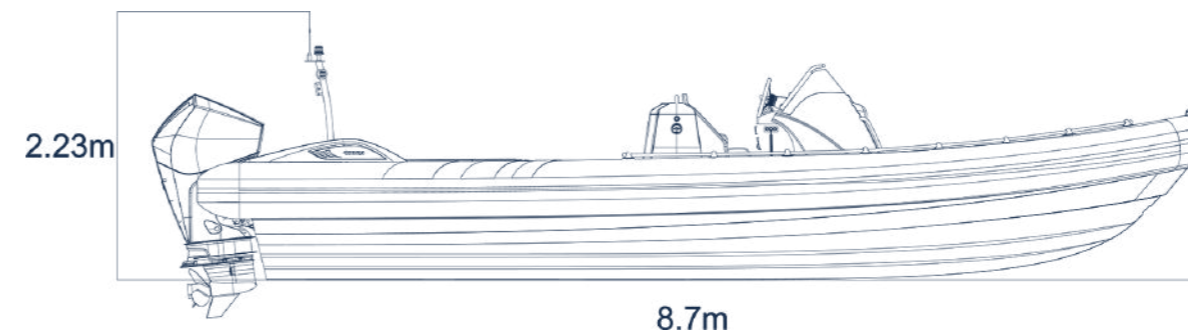
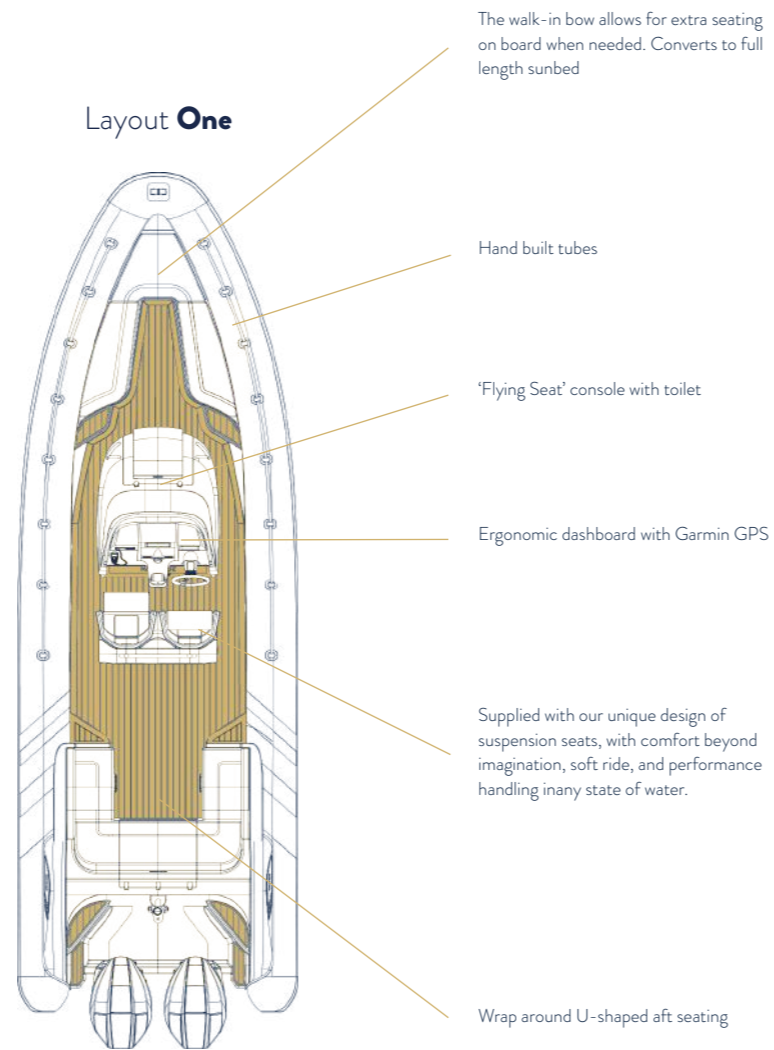


8.7



8.7 NAUTIQUE

The Cobra Nautique 8.7m is the first size in our range to be offered with a twin engine configuration. The 8.7m combines all the amenities a family could want for an adventurous day on the water. All these creature comforts make the 8.7m a fantastic family day boat, and with the twin engines, long range cruising and picturesque sunsets await.



COBRA SPECIFICATION

- 500 Litre Stainless Steel Fuel Tanks
- Suspension Helm Seating
- Bilge Pump
- Boarding Ladder
- Stainless Steel Ski Pole
- Full Length Sun Pad Area
- Heads Option
- Flexible Seating Layouts

MODEL SPECIFICATION

- LOA 8.7m
- Max power (Hp) 500
- Max persons 12
- CE category B



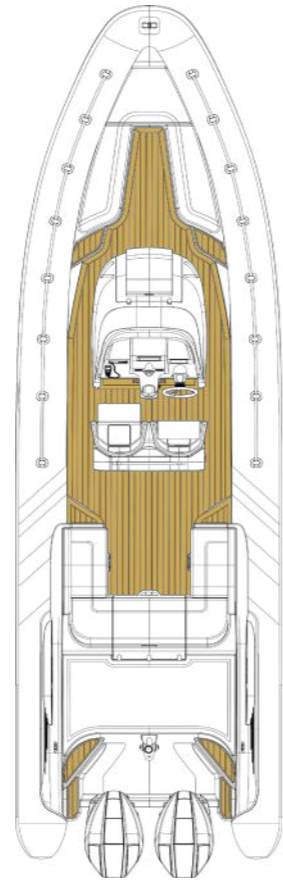
9.2



9.2 NAUTIQUE

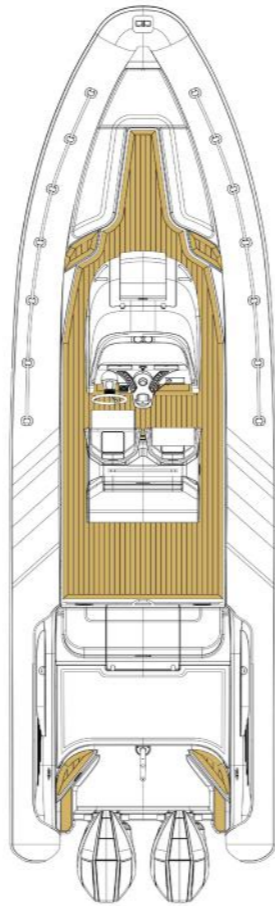
The Cobra Nautique 9.2m is a 600hp luxury performance rib, that makes for a fantastic day boat to be shared with family and friends. The 9.2m offers crafty storage solutions, spacious seating arrangements, as well as providing plenty of sunbathing room at both the bow and stern. If you are looking for thrill seeking performance, with additional luxury and comfort included, then look no further.

Layout **One**

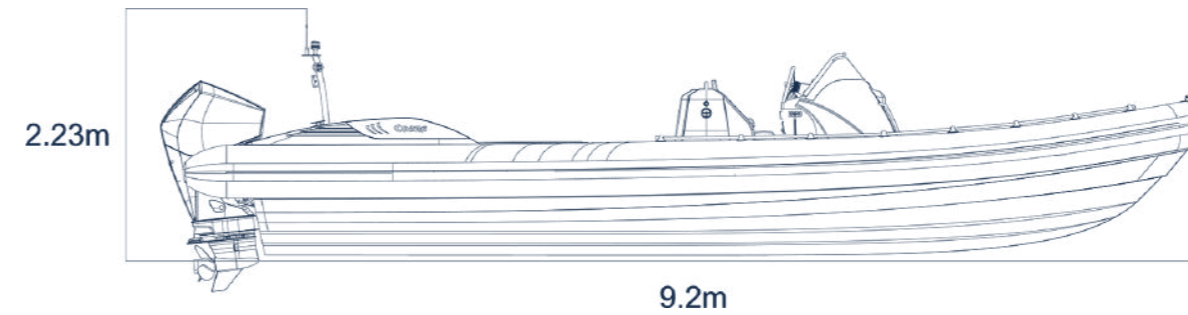


- Walk in bow with additional seating
- Bow seating that converts to full length sunbed
- 'Flying Seat' console with toilet
- Hand built tubes
- Ergonomic dashboard with Garmin GPS
- Suspension helm seating
- Wrap around U-shaped aft seating
- Rear locker & sunbed

Layout **Two**



- Walk in bow with additional seating
- Bow seating that converts to full length sunbed
- 'Flying Seat' console with toilet
- Hand built tubes
- Ergonomic dashboard with Garmin GPS
- Suspension helm seating
- Dual aspect helm seat
- Spacious aft bench seating
- Rear locker & sunbed



COBRA SPECIFICATION

- 600 Litre Stainless Steel Fuel Tanks
- Suspension Helm Seating
- Bilge Pump
- Boarding Ladder
- Stainless Steel Ski Pole
- Full Length Sun Pad Area
- Heads Option
- Flexible Seating Layouts

MODEL SPECIFICATION

- LOA 9.2m
- Max power (Hp) 600
- Max persons 13
- CE category B



COBRA

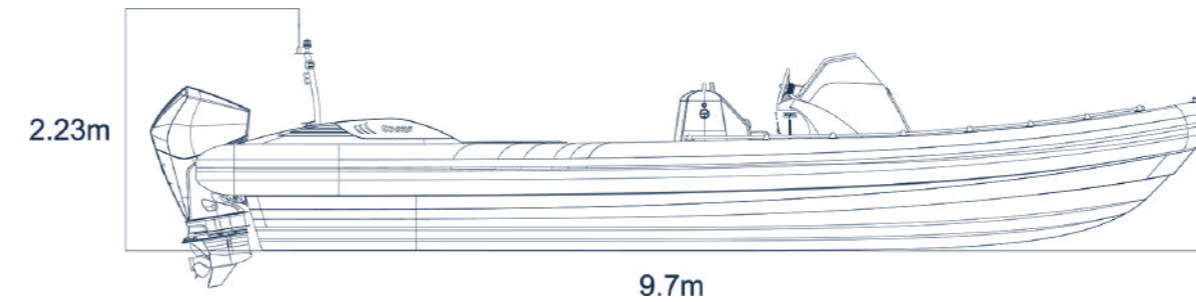
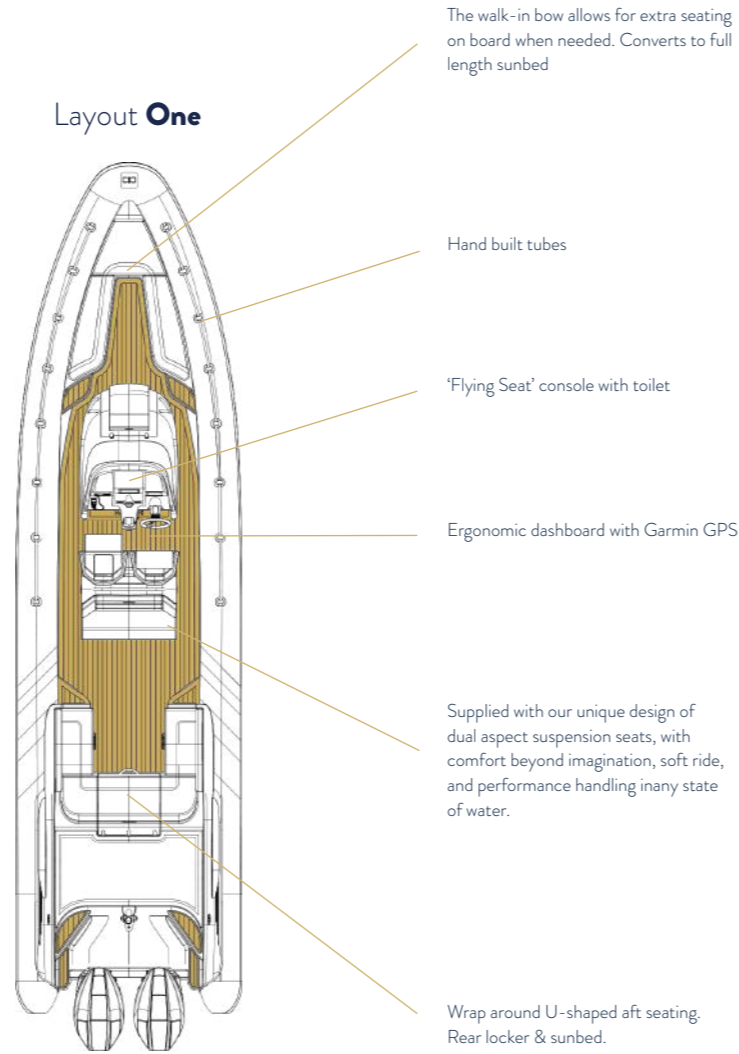
MERCURY

9.7



9.7 NAUTIQUE

The Cobra Nautique 9.7m is the flagship model in the Nautique range incorporating all the best parts from our smaller models, into one ultimate package. A luxury, performance Rib... The ultimate day boat which does it all.



COBRA SPECIFICATION

- 600 Litre Stainless Steel Fuel Tanks
- Suspension Helm Seating
- Bilge Pump
- Boarding Ladder
- Stainless Steel Ski Pole
- Full Length Sun Pad Area
- Heads Option
- Flexible Seating Layouts
- Galley Option

MODEL SPECIFICATION

- LOA 9.7m
- Max power (Hp) 800
- Max persons 14
- CE category B






MAKE IT YOUR OWN

We understand that all our customers have different tastes and requirements for their boats, which is why we offer fully customisable boat colours, from tubes to upholstery. It is our passion to offer a personalised approach to our customers when selecting the finer details on the boat.

MARINE VINYL



SILVERTEX®




STITCHING FINISH




GRP OPTIONS



TUBE OPTIONS - ORCA HYPALON



TUBE OPTIONS - ORCA HYPALON CARBON



DECKING COLOURS



This is just an indication of our popular colour choices, however we can produce almost any style or colour you have in mind. Don't hesitate to contact us and find your perfect look.



COBRA RIBS



6 Priory Industrial Park, Airspeed Road, Christchurch, Dorset, BH23 4HD
+44 (0) 1202 612 712 | sales@cobraribs.com
www.cobraribs.com